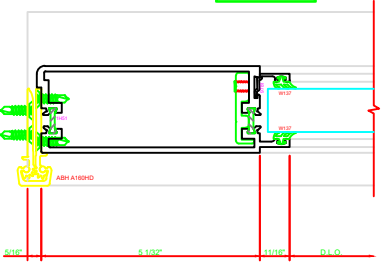
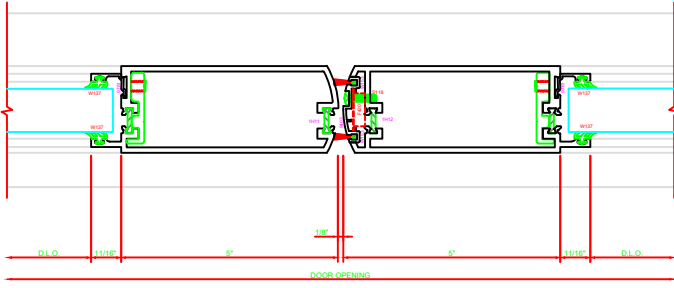


317 STILE
SIA D502 FOR EFCD STANDARD ABH A180HD
CONTINUOUS HINGE

ERASE NOTE
STANDARD CONTINUOUS
HINGE AND STILE

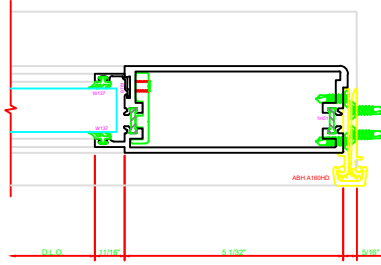


401 MEETING STILES
D502



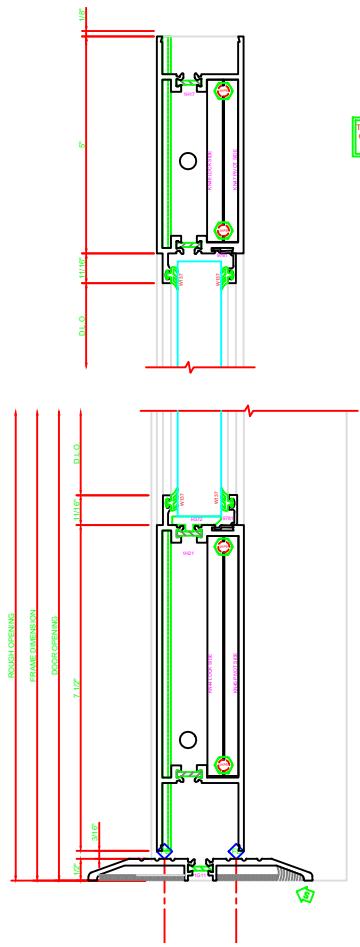
318 STILE
SIA D502 FOR EFCD STANDARD ABH A180HD
CONTINUOUS HINGE

ERASE NOTE
STANDARD CONTINUOUS
HINGE AND STILE



100 TOP RAIL
SIA D502

ERASE NOTE
TOP RAIL FOR SURFACE CLOSERS
OR DORMA TYPE C.O.C., NOT FOR
C.O.C.



200 BOTTOM RAIL
SIA D502